

Prediction Profits

LESSON FOUR

by

Sarah Rhinegold

No experience required!

PALMISTRY

This comprehensive ten-part course is a guide to earning big money from fortune telling. Discover secret techniques handed down through the ages, including how to predict lucky numbers that you can use in today's world for winning the lottery!

For legal reasons we are obliged to state the following:


Disclaimer: To the fullest extent permitted by law, the sellers are providing this written material, its subsidiary elements and its contents on an 'as is' basis and make no (and expressly disclaim all) representations or warranties of any kind with respect to this material or its contents including, without limitation, advice and recommendations, warranties or merchantability and fitness for a particular purpose. The information is given for entertainment purposes only. In addition, we do not represent or warrant that the information accessible via this material is accurate, complete or current. To the fullest extent permitted by law, neither the sellers or any of its affiliates, partners, directors, employees or other representatives will be liable for damages arising out of or in connection with the use of this material. This is a comprehensive limitation of liability that applies to all damages of any kind, including (without limitation) compensatory, direct, indirect or consequential damages, loss of data, income or profit, loss of or damage to property and claims of third parties.

This course is sold for entertainment purposes only, and the author, publishers and/or distributors are not responsible for any actions taken as a result of reading this course.

080503

PALMISTRY





Welcome and a huge ‘Thank You’ for purchasing Lesson Four of ‘Prediction Profits’. Let’s continue with revealing ancient secrets and knowledge of the art of fortune telling so you can join the ranks of high earners in this billion pound worldwide industry.

The Secrets of Palmistry

In this lesson you will be studying fortune telling using palmistry – the study of the hand and the lines and markings in the palm of the hand.

You will explore the background of palmistry. You will explore character assessment and prediction, and discover how to read character and fortune from the shape and form of the hands and fingers. You will learn about the major lines, the minor lines, the mounts and the other features of the hand and what they mean.

What You Will Achieve

By the end of this lesson you will be able to offer your services as a palmist and be able to prepare professional palm readings from your client’s hands and also from photographs or photocopies.

The History of Palmistry

Palmistry is the art of characterisation and foretelling the future through the study of the palm. It is also known by mantic artists as **Chiromancy**, from the Greek words Cheir, meaning hand, and Manteia or Mantikos, meaning divination.

Palmistry was known by the ancient Chaldeans, Assyrians, Egyptians and Hebrews and also accepted by the renowned philosophers Aristotle and Plato, who discovered that certain characteristics of the palm were related to certain characteristics of the personality.

Palmistry is even mentioned in the Bible (Job xxxvii. 7). It was widely used in the Middle Ages when its accuracy was regarded as indisputable. So much so that, for a time, palmistry was forbidden to be practiced except by the rulers of the time and their advisers. The Hindus are also believers in the accuracy of palmistry and have used it for centuries.

Palmistry enjoyed a revival during the 19th Century in France. At this time, two learned Frenchmen – D’Arpentigny and Desbarolles – rebuilt the old knowledge, removing much of the unnecessary mystery and sinister references, and formulated the modern study which we know today as palmistry.

Basic Principles

The basic principle of palmistry is that certain characteristics of an individual’s hands and, specifically, their palms, can provide an insight into their character and hence their future.



Looked at in a very simple way this principle is indisputable. Obviously someone with very hard hands, such as a manual labourer, is likely to follow a very different path through life to that of someone with well manicured hands, such as a beautician. Palmists have taken this indisputable link and, together with thousands of years of study, refined it into an art – palmistry – that really can reveal information about an individual and their future.

Giving a professional palm reading is as simple as examining the palms, looking for certain characteristics, interpreting these characteristics, and then expressing them in a way that is useful to the client.

There are essentially three elements involved in reading a palm:

1. Examining the size and shape of the hands.
2. Examining the fingers and the mounts. (A mount is that area of flesh directly at the base of each finger.)
3. Examining the lines of the hand.

The Left and Right Palms

The left palm is the palm most used by palmists in a reading. This is because **the left hand stands for the natural and the fated things**, while **the right hand represents what we do with them**.

The right hand is the hand of free will, and so not a reliable indicator of the as yet unknown.

The general principle, however, is to always read both hands. This especially applies in the case of giving a client news which they might find unpleasant.

If the left hand reveals bad news – for example, a poor Fate Line, crossed and broken, or a badly broken Line of Fortune – then it is quite possible for the right hand to show a considerable improvement. In this case advise the client that although their left hand might reveal a difficult time ahead, their right hand confirms that it is within their power to do something about it.

If, similarly, the left hand reads ‘good’ and the right hand reads ‘bad’ this says that, for example, good health or good luck has been wasted, lost or thrown away. Again it is possible for the client to do something about it and begin to benefit properly from their good fortune.

Never tell anything important until you have found it to be so in both hands.



Checklist

Key Points So Far:

- Palmistry is based on a well-grounded link between palm and personality, plus years of study and experience.
- There are three important elements to reading a palm.
- The left palm is of greatest importance to palmists.

Reading the Size and Shape of the Hands

We will now look at the individual elements of palm reading.

A good initial assessment of the character can be made by looking at the size and shape of the hands:

Large hands

Shows order, method, obedience, attention to detail.

Small hands

Shows energy, government, ability to rule or manage, executive power.

Medium-sized hands

Shows all-round capacity. These, when the fingers are exactly as long as the palm, belong to people who get on in business, but not in any highly-specialised business. Note that this hand very often belongs also to the 'Jack-of-all-trades', the men and women who do many things well, but none exceedingly well.

Hands with the palm long in comparison with the length of the fingers

Shows ability to make big plans, a quick grasp of things, with a dislike of detail.

Hands with the fingers relatively much longer than the palm

These people cannot plan, but they can finish everything that they start. They will not neglect the slightest detail. They are the 'slow-but-sure' type of people.

Wide hands

Reveals people who are kind and sympathetic, able to see the other side, as well as their own point of view.



Narrow hands

Belong to people who are critical and exacting by nature – those who see one's faults rather than good qualities. It is said that these kinds of people do not make good marriage partners, although it is also said that people with short, wide hands are often drawn to these individuals.

White hands

Tend to show a selfish nature.

Red hands

Shows passionate feeling, anger and energy.

Hands of a warmish pink

This indicates that the client has a warm heart.

Soft hands

Not unsurprisingly, this indicate laziness, although these people also often have marked intellectual ability. Hands that are only moderately soft, or soft on the mounts, may belong to people who work best in 'spasms'.

Very hard hands

This indicates people who have a great deal of energy. They often love work for its own sake. These are the people who should ask themselves what it is they want out of life, and then set themselves to get it, cultivating mental order so that they do not waste their fine, nervous energy. They should remember that energy is not unlimited.

Square hands

Indicates reason and accuracy. These people are often said to have good 'horse sense'.

Pointed hands

Indicates spirituality, idealism.

A hard and very square hand

Usually belongs to the person who always has reason on his or her side. They, in their opinion, are never wrong.



The extremely 'peaky' hand

Especially if it lacks grip and feel when it is grasped, belongs to the dreamer, the unpractical person. With very pointed finger-tips, these hands have no sense of reality. These people are apt to take up and support the most unlikely notions and causes. Those with tapering finger-tips lack executive power.

The spatulate hand

This is the direct opposite to the pointed hand. It is rare and considered by some to be an 'ugly' hand with fingers that bulge at the top. This is the 'useful' hand. Its owner is concerned only with material things. This hand also belongs to a man or woman of action. They love to find out how things work, to take them apart (sometimes literally) and see how they can be improved.

A 'mixed hand'

This includes something of the features of all these hand types and, in particular, each finger tip must vary. It is a difficult hand to read but identifies a truly creative person or an innovator – one who can translate their thoughts into action.

Making Age and Time Calculations

Time can be calculated on the lines of the hand, in relation to the age of the client in question.

The Line of Life covers one hundred years. In those likely to live the longest lives it actually goes round and almost behind the thumb base. The age at which certain events will occur is indicated by marks such as squares, triangles and crosses on the line. **These dates can be predicted more accurately by remembering the following points:**

- The middle of the Line of Life stands for the 50th year.
- The centre of the Head Line represents the age of 35.
- That where the Line of Fate touches the Head Line at its centre also indicates the age of 35.
- The age of 35 is also read on the Heart Line under the centre of the finger of Apollo. Palmistry allocates the majority of events of the heart to that period before age 35.





In terms of palmistry, time is said to be calculated by reference to events rather than to minutes, hours or years. Thus it is wrong to believe that dates are all equally spread across the relevant lines. Future events can be more accurately predicted in relation to when past events happened, rather than by reference to a fixed time scale.

Checklist

Key Points So Far:

- The shape and size of the hands provides you with a good 'quick guide' to the character, but analysing the lines will provide the fine detail.
- Time can be predicted quite accurately in palmistry, but remember that it is measured in relative terms rather than on a fixed scale.

Reading the Fingers and the Mounts

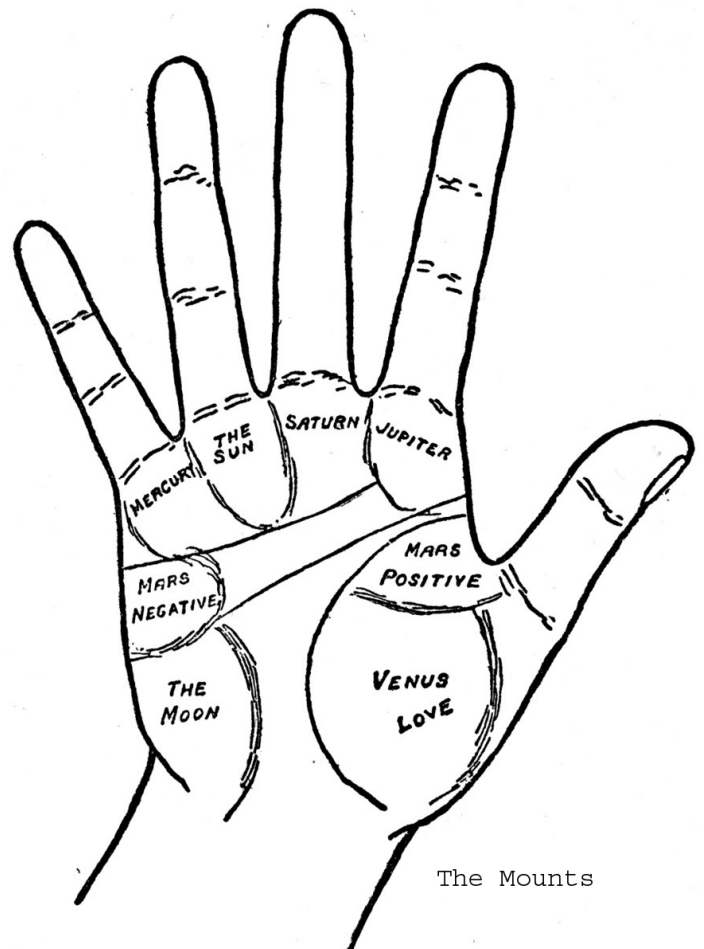
- The first or index finger is the finger of Jupiter.
- The second or middle finger is the finger of Saturn.
- The third or wedding ring finger is the finger of Apollo.
- The fourth or little finger is the finger of Mercury.

The mounts under each finger bear the same names as the fingers above them. Thus we have **the mounts of Jupiter, Saturn, The Sun (Apollo) and Mercury.**

The mount at the base of the thumb is the Mount of Venus and that opposite to it on the fleshy outer base of the hand, is the Mount of Luna or the Mount of the Moon.

There are, in addition, two Mounts of Mars situated respectively above the Mount of Venus and below that of Jupiter: this is Mars Positive.

The outer side of the hand, above the Mount of Luna, and below that of Mercury, is regarded as Mars





Negative.

As the fingers and their supporting mounts represent the same qualities, it is easier to learn what the fingers and mounts stand for together (see next page).

Note that the so-called 'finger in excess' (that is, exceptionally long or large fingers) stands for the over-development of these qualities, and 'mount in excess' for the more fatalistic or negative over-expression of these qualities. The hand is like the head in this respect. The top part is said to tell of the intellectual qualities, and the base highlights the more basic, or animal, instincts.

Weak or small fingers, conversely, show that the qualities indicated exist, but in small and sometimes ineffectual amounts. Mounts that seem to be almost hollow (sometimes this can be due to the very high development of the next-door mount, however) indicate that the person has qualities opposite to those which the respective fingers indicate.

Remember that in palmistry, as in many other areas of life, excess is not necessarily a good thing. In real life the excess of any virtue may prove to be a vice! For example, the excess of prudence can be regarded as the vice of miserliness! When does 'generosity' become 'reckless with money'? When does 'cautious' become 'timid'?

What the Fingers and Mounts Stand For

Jupiter

Stands for:

- Veneration.
- Worship.
- Religion.

A dominant first finger is often found in great religious leaders and those whose sense of honour is extremely high. A mount that is big and out of proportion can indicate religious mania, or excessive enthusiasm for any belief. If hard, it represents fanaticism. If soft and high, it represents sympathy with unusual beliefs.

Saturn

Stands for:

- Knowledge.
- Thought.
- Occultism.
- Superstition.



If the second mount is unduly high it indicates fatalism and melancholy. The client often believes the saying ‘I cannot do or undo... what must be, will be.’ If the second finger is big and square this shows that the person is thoughtful but not practical. If it is pointed this shows an unbalanced tone of thought.

When Saturn’s Mount is flat, this indicates a total lack of imagination, and people without imagination are often inclined to be cruel (empathy is surly nothing more than the ability to imagine another’s suffering?). But this mount may appear flat because of the height of Apollo, which indicates great joy, as opposed to the sadness that Saturn sometimes indicates.

Apollo

Signifies:

- Art.
- Beauty.
- Wealth.
- Joy in living.

This mount is usually highly developed in all artists, who have a natural love of colour and beauty. If the hand is soft, however, the client is likely to be a hedonist – a pleasure-seeker rather than a creative person. A flat Mount of Apollo indicates a nature that detests joy, that almost seems to dislike beauty and dread happiness. A long thin finger of Apollo shows a love of colour and, if the thumb is strong, there will be capacity to express this in some form of art.

Mercury

Indicates:

- Persuasive speech.
- Business ability.
- Worldly shrewdness.

If the mount is very high and the finger is pointed this can indicate a person who is perhaps a little too clever or even tricky in nature, especially if Jupiter is low.

A crooked little finger is said to indicate a covetous personality (some palmists believe it indicates a thief!). Normally it shows one who takes not because he or she needs to take, but one who takes opportunity when it arises.

When the Mount of Mercury is very flat it indicates a lack of ambition or foresight. A Mercury finger which is square at the top indicates superb ability in buying and selling.



The Thumb

The thumb stands alone in its importance. Isaac Newton said that ‘the thumb was a sure sign of immortality’. No other animal except man has a thumb. It is said that the thumb endows ‘god like’ qualities of reason, will, understanding and intelligence in direct proportion to its own size and development.

A thumb set low and standing out well from the hand

This always indicates ability.

High up and close to the hand

It can indicate a liking for convention and routine.

A large thumb

This indicates will power.

A thick thumb

This indicates obstinacy.

A heavy bulbous thumb

This can indicate a severe temper.

What the mount at the Base of the Thumb Stands for

A high and soft mount

This indicates a liking of comfort, enjoyment, luxury and all the good things in life.

High and hard

This indicates intense energy, as well as enjoyment.

- **A flat Mount of Venus** - tends to indicate a cold personality.
- **The Mount of Mars** - suggests courage, as its name implies.
- **The Mount of Jupiter** - indicates physical courage
- **The Mount of Mercury** - indicates moral courage.

The client who has Mars Positive high and hard will be brave and adventurous, although if very high they tend to take excessive risks.

With Mars Negative high there is courage to bear, to endure or to suffer.

When any of these mounts are inadequate there will be a lack of actual or passive courage or, often, a lack of both.

If the mounts are hollow then this can suggest cowardice, either actual or moral.



Reading More from the Fingers

The fingers are divided by two knuckles. They are known as **knots** to palmists and they are divided into **three divisions**.

The top division. This includes the finger tips and the nails on the reverse side. It is called the **First Phalange**.

This is devoted to will. This also applies to the thumb. If this division is:

- Long, fine or pointed, the client also has imagination and the will to express artistic imagination.
- Thick, they tend to have an obstinate streak.
- Thick and long, they have a strong or dominating will.

The most talented and creative people have a thumb set high on the hand.

The middle division. This is called the **Second Phalange and relates to reason**. If this division is:

- Long, the client always think things out and follows the thought home. If the hand is also fairly square and capable-looking, they are able to plan ahead.
- Strong, they are well organised.
- Short, it indicates those who rarely listen to reason but they will always be successful if they listen to and act upon their instinct.

The lower division. This is the base of the finger and is known as the **Third Phalange**. It **relates to passion**. If this division is:

- Thick and long, these people always have a passionate nature, but normally expressed in a romantic way.
- The area at the base of the thumb, however, expresses the physical side of their passionate nature.

The Knots

The two knots that divide the phalanges are divided into the upper and the lower knot.

The upper knot

The First from the Second Phalange is the **Knot of Philosophy**. When it is:

- Large and well developed it shows a love of accurate thinking and exact knowledge.
- Small it reveals people who are not at all philosophical.

These people are ruled by their heads and are very often impetuous.

The lower knot

This divides the Second from the Third Phalange, and it is the **Knot of Order**.

- A well developed Knot of Order indicates people who are good talkers. They are also usually reliable – always to be found in the right place at the right time.
- In a long, narrow hand a prominent Knot of Order can reveal a contradictory, contentious and quarrelsome person.
- In a wide, short hand it reveals kindness, a love of debate and the ability to prove things. This characteristic is, for example, often found in lawyers or good salesmen and women.
- A crooked little finger can reveal a talented liar. But where this is also found with a wide hand (indicating sympathy) and a low set thumb (indicating talent), together with good Heart and Head lines, these people usually turn out to be charming and convincing.

Identifying the Lines of the Hand

The Line of Life

This runs round the base of the Mount of Venus. A smaller half-circle is sometimes found within it and is known as the Line of Mars.

The Head Line

This runs across the centre of the hand, starting under Jupiter.

The Heart Line

This line runs across the upper part of the palm directly under the mounts.

The Girdle of Venus

This is rare. When found, it is above the Heart Line, a small half-circular mark around or partly around the mounts of Jupiter and Saturn.

The Line of Fate (also known as the Line of Destiny)

This is one of the two most important lines on the hand, the other being the Line of Life. It runs from low down on the hand straight through the centre.

The Line of Fortune (or of Apollo)

It also runs up the hand towards the finger of Apollo, or the ring finger.

The Line of Health

This can also be taken to represent business affairs. It is a third line running up the hand, towards the finger of Mercury.





The Line of Intuition

This line is rare in its perfect form. It is a longish semi-circle or oval line running round or partly round the Mount of Luna.

The Bracelets

These are the palmist's name for the lines (normally one, two or three) that run half way around the wrists under the front of the hand.

How to Read the Lines

The Life Line

The Line of Life, when long, even, and clear, represents a long and healthy life. If the Life Line is broken this foretells of a serious illness at this point. **The end of the Life Line does not in any way mean death.** Normally where this happens the Life Line is still in existence but not easily visible to the naked eye. It may even be chained or twisted, before emerging again a little further down the palm.



Note that **when a Life Line is extensively chained** this tells of delicacy and illness, caused most likely by anxiety, unhappiness or worry.

When the **line is red**, the client may have a tendency to colds, flu and fevers. If **purple**, a tendency to inherited illness. Many people have a faint purplish shade in one hand. If this occurs in the left hand only, actual illness has been avoided by prudent action and can be so avoided again.

When the **Life Line shows a series of fine crosses** set closely together on both hands, this can indicate neuralgic pains and aches at the time indicated. If these are repeated on the Head Line, more serious pain is indicated, and medical assistance should be sought.

When the **Life Line is pale and thin** throughout its length this indicates a succession of poor health throughout those years. When the **smaller Line of Mars** is found inside the Life Line this promises survival and corrects or modifies any indications of poor health or of short life.

Branches upwards from the Line of Life foretell of honours or successes that are connected with luck rather than effort, such as a prize win, or an honour bestowed.



The Head Line

When **this line is long** the client has in-built talent and a naturally good memory. But, if it is too linked up with the beginning of the Line of Life, the two making only one line under the Mount of Jupiter, there is marked lack of self-confidence.

If they continue as one for over half an inch, this self-distrust will greatly hamper and delay the client's success, no matter how talented they may be, unless they make strenuous efforts to correct this difficulty.

A Head Line starting slightly apart from the Life Line indicates a steady self-confidence. But if the space between them is very wide (a quarter of an inch or more is considered wide in this respect) this individual has a tendency for rashness and impulsiveness. They would be well advised always to have second thoughts before embarking on a project.

When the **Head Line is short** this shows impulse, prejudice, lack of reasoning power, a tendency to act first and think later. A **long, straight Line of Head** indicates thrift and economy, with no imagination.

Long and tending slightly downwards at the end indicates sympathy and the ability to see the viewpoint of other people. **Drooping down to the end of the hand** can indicate an excess of imagination. If this occurs in both hands together with a low set thumb this can indicate that the client is liable to suffer mental illness at some stage.

If the Line of Head is **divided into a large fork at the end**, one branch of which goes straight across the hand and the other turns down on to the Mount of Luna or even towards the wrist, this indicates that the client's life has two sides: the practical, which will be efficiently conducted, and a vivid and very real life of the imagination. The hands of novelists often show this distinctive forking of the Head Lines.

A **blurred Head Line** indicates an illness in which there has been mental confusion or even delirium. When broken in one hand it indicates a serious error of judgement at some point. If **broken in both hands** this can indicate that an accident to the head is a possibility unless great care is taken.





The Heart Line

A **clear, long line** indicates a happy life, so far as love and the affections are concerned. But, **if it misses the Mount of Jupiter**, rising from up between that mount and the next one of Saturn, there is coldness as regards love with a tormenting capacity for jealousy. This only applies, however, if on both hands. If on one only, the tendency is there but is admirably kept under control.

Hands in which **the Heart Line misses Jupiter** do not easily find happiness in love. When it **starts under Saturn** there is coldness and a lack of feeling.

A **short Heart Line** indicates selfishness in love. Flirting takes the place of the affections and may pass for it. A **series of very small crosses** on the Heart Line indicates suffering through the unworthiness of those loved.

A **broken Heart Line** shows a broken engagement or some other 'jolt' to the affections which might be caused by a break in love, even if there were no actual engagement.

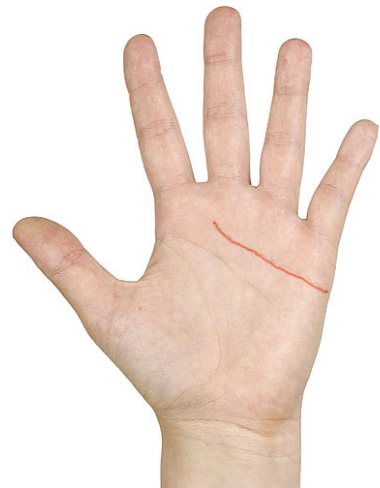
When the breaks occur **under Jupiter** the cause of the break may be due to honour; when **under Saturn** due to fatality; when **under Apollo** due to pride with mystery – the client will not know exactly why the break happened. When **under Mercury** this indicates that the person loved was unworthy in some way.

The Girdle of Venus

This used to be read as a sign of an evil life. It is today more correctly taken to mean the likelihood of chronic unhappiness with regard to the affections generally. However, its influence will be over by the time the client has reached the age of 35.

If a man has this half-ring, he is normally well advised not to commit himself to marriage until that age has passed, nor to form any important partnerships. If a married woman having difficulties with her marriage is seen to have this girdle she would be well advised to hold on – there should be a marked improvement after she has reached the age of 35.

This ill-omened mark can also tell of sudden death touching the life of the





client, although, it is important to state, this doesn't refer to the client's death. **The Girdle of Venus always tells of troubles in the earlier part of the life.**

Now we will study the lines running up the palm of the hand.

The Line of Fate

This may start from four places:

1. **From the wrist Bracelets** - This indicates an uncommon destiny which may result in unhappiness or misery, according to the way in which the life is lived. But the circumstances are, usually, outside the control of the client.
2. **From the Line of Life** - This foretells of a good life with good chances. The subject makes his or her own way in life.
3. **From the Mount of Luna** - This relates to fate which occurs as a result of marriage or entirely as a result of the doings of other people.
4. **From the Middle of the Hand** - This can indicate a hard life which is hampered by poverty or other difficult personal circumstances. The client must do what they can to right these difficulties.



But the Line of Fate that ends high up in the hand does not necessarily spell success at the end. **Breaks in this line are not bad, they represent changes.** If the line goes on **straight and clear** these are good chances and should be exploited. **Branches towards the Moon** tell of travels, **towards Jupiter** of honours and dignity earned.

Branches that rise from the outer side and touch the Fate Line are affairs of the heart. **Clear and touching in both hands** indicates marriage at that age where they touch. A good cross on Jupiter can be used to confirm this reading.

Sometimes the Fate Line, after starting well and low down in the hand, **disappears for some years and then reappears.** This means that the life is uneventful during those years.

The **Fortune Line also disappears sometimes.** Divorce, separation or widowhood, represented by **a line from the Fate Line touching the Heart Line and ending in a cross,** often brings out both the Fate Line and the Money Line again later on in life. This can suggest a situation where the separation causes a sudden loss of income but is later restored if action is



taken to correct the shortfall.

Absence of the Fate Line does not mean anxiety. Real trouble always shows in the hand. It just tends to suggest that the person is ‘vegetating’ for the period when there is no line.

Small lines across the Fate Line represents minor troubles.

The Line of Fortune

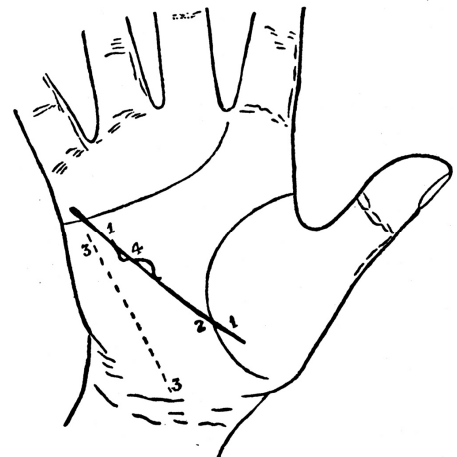
This line tells of money matters. When it falls out for some time it has the same meaning as the fading of the Fate Line. This line, when **chained or blurred**, tells of actual struggling, of ‘hard times’, or a situation where outgoings exceed income.

A long clear line going right up to the Mount of Apollo tells of riches, a successful life as regards fortune. If it **‘bites’ into the finger**, then there is a kind of ‘glorious’ fortune to be expected – possibly an inheritance or a prize win.

The Line of Business (and Health)

This shows the career, if there is one. This line, **standing out prominently**, going straight up to the Mount of Mercury, speaks of a successful career.

Branches jutting out signify ‘try-outs’, adventures into new lines of work. If these last while the original line fades out, there will be a clear change of occupation. When the line is forked at the top, there is great practical ability. If it is **thick**, a delicate old age should be expected. If **red and thin**, the client has feverish tendencies and should guard their health. If this **line looks jagged or angry** then they should beware of over-taxing themselves.



The Bracelets

These tell of successful life, money, and gains generally. It is said that each of these lines, if it is **clear and deep** (but not too wide), indicates some thirty years of happy living. But if **one of the lines or some part of any of them is chained**, there is a fight against poverty and difficult circumstances during that period of thirty years, or the part of them that is chained.





The bracelets are read as beginning from the end under the thumb.

The one nearest the hand stands for the first thirty years of life, the centre line for the years between 30 and 60: these are the years of effort, of struggle in any life that is worthily lived. The lowest line represents the years between 60 and 90. Few people have these three lines clear and unbroken.

Branches on any of the lines tell of legacies. The year in which the legacy or the various legacies are received can be accurately computed by means of the age instructions already given earlier in the lesson.

The Triangle

Note that **the lines of Head and Life and Fate should form a well-defined triangle under the two middle fingers.**

If this triangle is weak at the junction of any two of the three lines look for failure or disappointment in the destiny of the subject in connection with the qualities represented by those two lines. Thus, if **the triangle is cramped**, owing to the Head Line being joined to the Life Line, self-distrust can tend to hinder success. If **the Head Line spoils the triangle** owing to its going far down on the Mount of Luna instead of straight across the middle of the hand an over-active imagination needs to be curbed.

If the **Life Line stops short and so spoils the triangle**, life in terms of achievement is cut short and success can be hindered severely. If **the Fate Line is weak or poor** or the early part of life this can indicate early setbacks and hardships which can lead to failure.

The Plain of Mars

This is the space between the mounts of that name. It lies between the lines of Heart and Head, and should be clear and wide. That is, the Heart Line should not drop into it nor the Head Line rise up onto it.

When **hollow**, this plain line is said to indicate a likely departure from home. When the line is **clear and well defined** in the left hand, it denotes skill in strategy. (People with this feature often excel at chess.) When this occurs in the right hand together with other indications of courage, this indicates bravery combined with skill.

Minor Lines

Now let us study in detail the **small signs and symbols on the mounts and the lines themselves.**

Crosses X

Crosses are bad when they are badly formed. A **well formed cross** on Jupiter's Mount stands for a successful marriage. On **Saturn's Mount** it can indicate bad luck. When **Saturn's Line** (the Line of Fate) goes up into the



actual finger, ending in a cross, there is great and uncommon destiny with a sad event at the ending.

A **cross on the Line of Fate** is an obstacle – a ‘check’ to the fate. A **cross lying near it, but not on it**, indicates an obstacle to a person close to you. Note that a **Line of Fate that stops short in the middle of the hand** indicates an impending failure, no matter how well it starts, if avoiding action is not taken.

A **cross on Apollo’s Mount** indicates ill luck connected with art or literature. On the Mount of Mercury it indicates loss of money. On the **Line of Intuition** it indicates delusion. On the **Line of Life** it indicates illness. A **cross behind the Line of Life** indicates someone near to you may be affected by illness. A **cross in the Plain of Mars** (in the middle of the Palm, near Saturn) shows that the client has an interest in the mysterious and the arcane.

Stars *

Stars indicate fatalities, if not necessary death. One on the Mount of **Jupiter** indicates honours. On the **Mount of Saturn**, a risk of injury by violence. On the **Mount of Apollo**, unhappy riches. On the **Mount of Mercury**, theft or dishonour. A star on the **Plain of Mars, between the two Mounts of Mars**, is said to indicate military glory. On the **Mount of Luna**, danger of drowning.

Stars **low on the Head Line** can indicate insanity within the family. **High up on the Head Line** indicates a risk to the eyesight. A **star on the Line of Fortune** is said to indicate a possible catastrophe.

Squares □

Squares are good – they **add force and strength to the qualities indicated by the mounts under which they appear**. But a **square on the inside of the Line of Life** can represent physical imprisonment or a mental seclusion of the soul. Note the age at which the square touches the Life Line in order to predict when this may be a risk.

Triangles

Triangles indicate some special talent or attitude. On **Jupiter**, they indicate a talent for diplomacy. On **Saturn**, for magic. On **Apollo**, for art or literature. On **Mercury**, for money success, probably in politics. A triangle on the **Mount of Venus** tells of a prudent marriage. **Triangles also tell of deliverance from danger and misfortune**.

Dots .

Dots are sometimes of good and sometimes of bad omen. White dots on



the Heart Line tell of success in Love. **Red dots** on the Heart Line, of emotional love affairs. **Dark dots** on the Head Line indicate eye trouble. **White dots on the Head Line** indicate success in innovation, linked to the mount under which they appear.

Islands

Islands which are made by the line dividing and then joining up again about half an inch farther on **generally warn of bad news**. On the **Life Line**, they tell of a hereditary illness. On the **Heart Line** they tell of an unworthy attachment. On The **Health Line** they tell of the same illness as on the Life Line but this, though serious, will not be fatal.

Grills

Grills or crossed lines always show obstacles. They take from the good effects of the qualities indicated by the Mounts, just as squares add to these qualities. A grill on **Jupiter** tells of tyranny and superstition. On **Saturn**, of misfortune. On Apollo of folly, vanity, extravagance. On **Mercury** of hypocrisy, lying and theft. A grill on **Mars** tells of sudden death affecting the life of the client, on **Luna** of anxiety, discontent and sadness.

Marriage

Marriage is read by a **large cross on the Mount of Jupiter**. The Marriage Line comes up from the outer side of the hand under the Mount of the little finger and crosses Mercury.

The **birth of children** is indicated by the number and position of the branches that rise either side of this clear line. If it **falls down on the Heart Line**, widowhood is foretold. If it **crosses the Heart Line to the Plain of Mars**, separation, also to be read in the lines of influence that rise on Luna's Mount and go up into the Fate Line. When these touch in both hands there is a strong possibility of marriage taking place at that age.

It is the experience of palmists that an attachment will show as clearly and often more clearly, in the hand of a single person than those already married. A **cross blurred or marred** on the Mount of Jupiter is said to indicate those who are set to always remain single.

Checklist

Key Points So Far

Main features to read when conducting a palm reading:

- The size and shape of the hands.
- The fingers and the mounts.



- The lines of the palm.
- The markings upon the lines.

What you should do now, if you are interested, is get a good glossy picture book on palmistry showing you all the various lines and patterns in more detail than I can go into here.

Marketing a Palm Reading Service

Palm reading is a mantic art that evokes a great deal of interest from all sections of the community. Many people who are keen on the mantic arts are convinced of the benefits of a palm reading and enjoy consulting different palmists regularly for a unique and differing interpretation of their palm.

Even those who are perhaps a little sceptical rarely fail to be fascinated by what can be revealed from their palm and the ‘fun’ market offers tremendous potential for the new palmist.

However, due to the practicalities of palm reading – the palmist must actually be able to see the palm – marketing the service can be more demanding than other areas. It does, therefore, call for an innovative approach to marketing.

There follows some ways to sell your service, and some ideas for doing it more successfully:

Selling Personal Readings

This is the very best way to get started and earn a regular income from palmistry. Readings can be offered in your own home, or in the home of your clients. A reading lasts anything from five minutes to 30 minutes, occasionally longer, and the average charge is £40–£80.

A better way to offer your service is to set up a stall in suitable places – many palmists use a small touring caravan for this purpose – and offer consultations to passers-by. The usual charge for this service is from £10 for a brief reading up to £40 for a more detailed one. The average palmist can conduct up to 20 readings in one day. Suitable locations for a stall are psychic fairs, arts and crafts fairs, fêtes, galas, country fairs, boot sales and markets. It is also possible to set up in the street in tourist resorts, although you may need consent from the local authority for this.

Selling Palm Readings by Post or Email

It is perfectly possible to offer a postal palm reading service. This operates in the same way as a personal service, except that you must ask your client to send a good quality photograph or photocopy of both of their palms for you to make a reading from. You can then either record your reading, or prepare a written reading if you prefer.



The best impression of a palm is obtained by imprinting the palm on an inked stamping pad (the type used for rubber stamps) and then photographing it. Since this can be inconvenient for the client, however, you would normally only expect your more serious clients to do this. A reasonable impression can be obtained simply by photocopying the palms on any photocopier. Ask the client to turn the exposure to 'dark' and send at least three copies at various exposures to ensure that you can read all the lines properly. The typical charge for a postal or email reading is likely to be between £40 and £70.

Press and TV/Radio Publicity

Unlike mantic arts such as astrology, it is difficult to sell palm readings to the press as, obviously, every palm is different. Many newspapers and magazines are, however, interested in articles on palmistry and may publish these offering free publicity for a personal or postal service as payment. You could suggest that you carry out a free reading for one reader each week, which the publication could give away as a promotional prize, in return for being able to advertise your service.

The same applies to TV and radio. Many programmes are interested in covering palmistry on either a regular or occasional feature basis, so it is worth contacting them to offer your services. Readings can be undertaken either for a presenter, or perhaps a guest. Again, payment may be offered in the form of free publicity for your services as well as, or as an alternative to, cash payment.

Palm Reading Using Premium Rate Telephone Services

Because a palmist must actually be able to see a palm before he or she can read one, it is not possible to conduct palmistry over a premium rate telephone service. However, you could exploit this incredibly profitable method of marketing by operating a recorded palmistry information line. This would give callers an introduction to palmistry and a description of what the main features of the palm reveal. At the end of the call give callers details of your postal palmistry service so that they can send in a photograph or photocopy of their palms if they require a personal reading.

Here are some important principles to consider when marketing your service:

- When offering a personal service, position is everything. The busiest locations can attract ten times as many clients as the quietest, so it is worth paying extra in rent for the better locations.
- There is no need to create unnecessary mystery when promoting and providing your service. Readings don't need to be given in a darkened room and conducted by candlelight! Removing the mystery



from palmistry is the best way to market the service.

- A postal or email reading service offers tremendous potential for growth. This is currently an under-exploited sector of the prediction market. There is a strict upper limit to your earnings if you are seeing people 1:1.
- Palmistry can be used in predicting both as a stand-alone technique and also combined with other techniques. It is incredible how often information obtained from, for example, tarot or astrology, concur with a palm reading.

Recommended Reading

I hope you have enjoyed studying palmistry and discovering the wealth of information that can be obtained from any palm.

I have provided as comprehensive a guide to reading the palm as space permits within this lesson. However, palmistry, as with the other mantic arts, is an art which you will always keep learning. The speed and accuracy of your readings will develop as you study the subject further and gain experience of more palms.

If you wish to develop your knowledge more comprehensively and more quickly then I can suggest **the following reference sources:**

- The Prediction Book of Palmistry by Madeline Montalban, Javelin Books.
- The Encyclopaedia of Palmistry by Edward D. Campbell, Hale.
- The Complete Book of Palmistry, Element.

Extra Help

The people credited with the development of palmistry as a modern study are:

D'Arpentigny and Desbarolles, in 19th Century France.

The three essential elements of reading a palm are:

1. Examining the size and shape of the hands.
2. Examining the fingers and the mounts.
3. Examining the lines of the hand.

The key differences between what is revealed by the left palm and the right palm are:

- **The left palm** stands for the natural and the fated things while the right hand represents what we do with them.
- **The right hand** is the hand of free will, and so not a reliable

indicator of the as yet unknown.

The sort of character that might be revealed by hands with fingers which are relatively much longer than the palm:

People with hands that have fingers relatively longer than the palm cannot plan, but they can finish everything that they start. They will not neglect the slightest detail. They tend to be the 'slow-but-sure' type of people.

A notable point is indicated by the middle of the Line of Life:

The middle of the Line of Life stands for age 50.

A 'mount' is:

It is the area of flesh directly at the base of each finger.

What might be said about the character of a person with a flat Mount of Apollo:

A person with a flat Mount of Apollo often has a nature that detests joy, almost seems to dislike beauty and dreads happiness.

What can be predicted about illness by examining the colour of the Life Line:

- When the Life Line is red the client may have a tendency to colds, flu and fevers.
- If purple, a tendency to inherited illness. (Many people have a faint purplish shade in one hand.)

However, if this occurs in the left hand only, actual illness has been avoided by prudent action and can be so avoided again.

You decide to advise a client that they are likely to receive a legacy in a particular year. This is the basis you gave this advice:

Branches on any of the bracelet lines tell of legacies. The year in which the legacy or the various legacies are received can be accurately computed by examining the point at which the branches leave the lines and comparing them to the guidelines on age revealed by the other lines.

A client asks you to advise on whether or not she is likely to marry and, if so, at what age. This is how you would give advice on this question:

The Marriage Line comes up from the outer side of the hand under the Mount of the little finger and crosses Mercury. When these touch in both hands there is a strong possibility of marriage taking place at that age: It is the experience of palmists that an attachment will show as clearly, often





more clearly, in the hand of a single person than those already married.

Marriage can be read by looking for a large cross on the Mount of Jupiter. (A cross blurred or marred on the Mount of Jupiter is said to indicate those who are set to always remain single.)

Conclusion for This Lesson

Congratulations! You now have a basic knowledge of Palmistry. This includes how to read palms professionally, give advice to your clients and how to successfully market this advice.

The really exciting news is that all of this knowledge takes you a step nearer towards becoming a serious player in this billion pound business.

If you want more leisure time and a lifestyle where you call the shots, all you have to do is simply study each of the lessons and learn the art of prediction. Then you can set about establishing your fortune telling business.

Have fun and I look forward to joining you for the next lesson, when I continue to explain this fascinating and lucrative world!

Sarah Rhinegold