

Prediction Profits

LESSON NINE

by

Sarah Rhinegold

No experience required!

Tasseography, Runes, Pendulum Dowsing

This comprehensive ten-part course is a guide to earning big money from fortune telling. Discover secret techniques handed down through the ages, including how to predict lucky numbers that you can use in today's world for winning the lottery!


For legal reasons we are obliged to state the following:

Disclaimer: To the fullest extent permitted by law, the sellers are providing this written material, its subsidiary elements and its contents on an 'as is' basis and make no (and expressly disclaim all) representations or warranties of any kind with respect to this material or its contents including, without limitation, advice and recommendations, warranties or merchantability and fitness for a particular purpose. The information is given for entertainment purposes only. In addition, we do not represent or warrant that the information accessible via this material is accurate, complete or current. To the fullest extent permitted by law, neither the sellers or any of its affiliates, partners, directors, employees or other representatives will be liable for damages arising out of or in connection with the use of this material. This is a comprehensive limitation of liability that applies to all damages of any kind, including (without limitation) compensatory, direct, indirect or consequential damages, loss of data, income or profit, loss of or damage to property and claims of third parties.

This course is sold for entertainment purposes only and the author, publishers and/or distributors are not responsible for any actions taken as a result of reading this course.

V080501

Tasseography, Runes, Pendulum Dowsing



W elcome and a huge ‘Thank You’ for purchasing Lesson Nine of ‘Prediction Profits’. Let’s continue with revealing ancient secrets and knowledge of the art of fortune telling so you can join the ranks of high earners in this billion pound worldwide industry.

Other Essential Fortune Telling Arts

In this lesson you will be studying four other fortune telling arts which will complement your service as a professional astrologer.

You will be learning about tasseography, the art of reading runes, the I Ching (also called the Chinese Book of Changes) and finally, pendulum dowsing.

What You Will Achieve

By the end of this lesson you will be able to offer an extensive range of fortune telling services and you will be ready to help and advise every client who comes to you to the highest possible professional standard.

Tasseography

Tasseography, or tea cup reading as it is also known, is one of the easiest of all the mantic arts. It is based on a careful and methodical examination of the pattern of tea leaves which remain in a client’s tea cup after they have enjoyed a cup of tea.

There is no scientific basis for tasseography. Many fortune tellers would claim that mysterious and unknown forces work to transmit messages through the pattern of tea leaves. And certainly, much depends on the individual feelings and thoughts of the reader.

Even if you do not personally believe in these forces there is little doubt that tasseography is an enjoyable, ‘fun’ art. It is also known that tea drinking ceremonies hold great importance in other cultures, especially in Japan and China.

Preparation

Tasseography requires minimal preparation. After drinking a cup of tea, which of course must be made with leaf tea and not tea bags (!) the cup should be passed directly from the client to the fortune teller or ‘seer’, as a tea cup reader is more properly known. **It should not be handled by any**





other person. A good quality white china cup will make reading easier, although any cup can be used.

The Process

The steps are easy. They are:

- The seer empties their mind of all other thoughts.
- Next they invert the cup into the saucer. This process allows the cup to be drained and a pattern of tea leaves (and any remaining drops of tea, known more properly as ‘tears’) will be marked out on the inside of the cup in a unique and distinctive pattern.
- The seer then reads the cup.

The following guidelines will assist with your reading:

- The side of the cup near the handle represents the home and family of the client. The opposite side represents travel, events away from home, and strangers.
- The depth of the cup relates directly to time. The top of the cup represents today or tomorrow and the bottom of the cup represents 12 months from now. Leaves protruding from the rim of the cup indicate immediate, surprising and unforeseen happenings. It is a good idea to mark out, in your mind’s eye, monthly divisions from the rim to the bottom of the cup.
- Tea leaves normally represent pleasant happenings and good fortune. Drops of tea, known as tears, represent sad happenings or ill fortune.

The Importance of Symbols

Tasseography is a symbolic mantic art. Tasseographers look for symbols amongst the tea leaves and give advice accordingly. Some symbols are literal, while others merely represent other states or conditions.

Most tasseographers say that spotting patterns in the tea leaves is much the same as spotting patterns in the clouds on a cloudy day.

The most popular symbols are as follows:

- **Sprigs** represent people. Tightly curled sprigs represent men or boys and unfurled sprigs represent women or girls.
- **Dots** always indicate news. Dots forming a triangle indicate a wish.
- **Mounds or masses** of tea leaves which protrude into the cup indicate that prosperity should be expected depending on how far away from the rim they are.
- **Stars** indicate successes, desires fulfilled and glory.
- **Small rings** mean business offers.
- **Large rings** indicate offers of marriage.




- Whatever their size, **rings** indicate that the client is about to be asked some kind of important question. If they examine their own mind, they will surely understand what it might be.
- **Semi-circles** (also known as half rings) indicate that there is an important question to be answered, although the other party is unlikely to ask it out right.
- **Crosses** tell of things earned or ambitions realised.
- **Triangles** (solid, rather than triangles formed by dots) foretell of troubles or problems, but happenings that can be avoided with prudent action.
- **Squares** indicate a deliverance, safety from a possible danger.
- **Faces** - Any clump or mound of leaves which looks very much like a face literally indicates a person of similar appearance. The tasseographer should describe the face to the client and they should aim to decide who it might be – it is almost certainly someone they already know.
- **Animal** symbols are always symbolic rather than literal. They normally represent friends or foe. Horses, dogs and lions are friends. A tiger is an unreliable friend. Leopards and wolves are enemies. Cats and cows indicate deceitful friends. Monkeys are mischievous friends. Birds indicate that news is coming.
- **Gardens and Flowers** - Any symbol that looks like flower or garden indicates a flirtation!
- **Babies** - Indicate that a baby is expected, either to the client or within their close family or circle of friends.
- **Lines** stand for distance and journeys. Two lines are journeys by train or road. A ship indicates a long journey of some kind.
- **Letters** are literal symbols and so always stand for themselves. They indicate people or places relevant to the other events indicated by the leaves. Two letters mostly indicate people, having the initials indicated by the leaves. Letters accompanied by a heart shape indicate a partnership in love. Letters accented by a crown indicate a favourable relationship with that person or place.

Marketing Tasseography

Tasseography is a quick and simple fortune telling art which makes it good for marketing alongside other fortune telling services.

For example, when you have clients for tarot reading or astrology you can then carry out a tea cup reading. This can be used to generate extra income or, alternatively, as a complimentary (free) reading to give your service extra value or extra interest. If you wish, you can charge anything from £5 to £15 per reading, depending on the complexity of what you reveal.

Tasseography is not ideal for selling as a stand-alone service since it is often brief and cannot necessarily answer all the questions that a client might want



to know – the tea cup dictates what the reading will comprise rather than being an oracle to which questions can be posed.

Tasseography works particularly well when offered alongside:

- Astrology.
- Tarot.
- Palmistry.
- Numerology.

The Fun Market

The fun market offers excellent potential for the tasseographer. Promote your service either by individual advertising or by adding it to your other advertising. You may also want to give demonstration readings to the press, radio, TV or groups.

In this context, it is best used as a **method of attracting interest for more comprehensive (and more profitable) fortune telling services**. Since few fortune tellers (such as astrologers) offer this service it can be an excellent way of promoting your service above other competing services.

Tea cup reading sessions must always be offered person-to-person and cannot be promoted either by post or telephone, as the whole basis of tasseography relies on the fact that the client must have actually consumed the tea and handled the tea cup personally.

Checklist

Key Points So Far:

- The fun market is the main growth area for the tasseographer.
- It is essential that the client consumes the tea from which the reading is made.
- Tasseography is a symbolic art. Symbols are either literal or representative.

Rune Reading

Runes are basically characters from an ancient alphabet used by Germanic peoples for hundreds of years. Runic inscriptions have been found all over Western Europe, on stone monuments and on such objects as metal spear points and amulets. These are most often found in Scandinavia and in the UK.

If you have ever visited an ancient city such as Chester or York you will probably have seen that much ancient architecture is based upon runic designs. The designs are also often used in jewellery.




The Runic Alphabet

The runic alphabet, called **futhark** after the sounds of the initial letters, originally had 24 characters, later expanded to 25, and this is the system used by rune readers.

In English versions the number was eventually increased to 33, whereas in Scandinavia it was reduced to 16 and later expanded to 26.

It is thought that runes are derived from a northern Etruscan alphabet used among Italic tribes in the eastern Alpine region and that they were developed in the second or third century AD by a Germanic people living in the region of modern Bohemia. The earliest surviving inscription is from the third century. Runes were in wide use from the fourth to the twelfth century.

A slightly different form of runes was used in Scandinavia throughout the Middle Ages as an alternative to the Latin alphabet used by the clergy, and runes survived in occasional use in rural Sweden at least until the seventeenth century. Runes were also used to augment the Latin alphabet for certain sounds, notably the ‘thorn’ used in Anglo-Saxon England and modern Iceland.



Link with the Great Wisdom of the Past

Rune readers explain that their method of fortune telling works because it is a direct and undiluted link with the great wisdom of the past. They claim that any method of fortune telling which relies on modern letters or numbers has been contaminated by the meanings that are applied to letters and numbers in modern life. **Runes, on the other hand, have undistorted or crystal-clear meanings which allow messages and meanings to be interpreted much more clearly.**

Preparing to Become a Rune Reader

Before you can become a rune reader you will need a set of runes. These are simply objects marked with each of the rune characters. There are practically no rules on what your runes should be made from.

However, there are two important issues:

- Your runes should be new.
- Your runes should only be used by you and never lent or given to anyone else.



Ready-made runes can be purchased from most fortune telling suppliers. They can be made of wood, bone, pottery, stone or any other suitable material that is small and easy to handle.

Many rune readers like to make their runes themselves since they feel this gives them a special bond with their runes and helps to make their readings clearer and more personal.

How to Make Your Own Runes

One way to make runes is to cut them from the branch of a tree, then carve the runic symbols into the wood.

Some of the best runes are made by selecting similarly-sized pebbles from a river or stream, perhaps in a place that has special meaning for you.

If you take wood or stone from nature in this way then it is customary to bury a silver coin at the site as an offering to the forces that provided you with your runes!

Then paint on the runic symbols yourself. Red is the traditional colour in rune lore.

You should keep your runes in a small bag, known as a **rune pouch**. Again it is a good idea to make this rather than buy one. You can use felt or soft leather. You will also need a **rune cloth** for which a piece of soft material approximately 18" x 18". According to runic lore this should be white in colour – the colour of neutrality.

How to Carry out Rune Casting and Reading

Rune casting is the name used to describe the process used for selecting the runes which you will read.

Rune casting follows a ritual which has existed for hundreds of years.

This ritual was first set down on record by the Latin writer Tacitus early in the first millennium.

First of all you should decide on a question or questions which you would like the runes to provide an answer to. This should be done in consultation with your client before you cast a single rune.

The questions can be as simple or as complex as you like but, generally, the simpler the question the simpler and less detailed will be the answer. The more complex the question then the more complex and rather more difficult to interpret, will be the answer.



Now you are ready to cast your runes.

This is how:

- Take your rune cloth and lay it out with the four corners facing to the four points of the compass. A small pocket compass is useful for this purpose. When casting your runes always sit on the south side of the cloth. Your client can sit on any other side.
- Next take the rune bag containing your runes. Mix them inside the bag with your hand then tip them out gently onto your cloth. If any runes land symbol face up then turn these over.
- Now shuffle the runes around on the cloth, until you feel that they are well mixed and you have lost any feeling that you are aware of where certain runes are located.
- Next, select your runes.

Selecting Your Runes

The number of runes selected will depend on the method of reading you have chosen, which is discussed next.

When selecting your runes concentrate on the question being asked to the exclusion of all else. Most rune readers find it an advantage to close their eyes during this process.

Allow your hand to pass slowly over all the runes – approximately 4-5 inches away is ideal. As you do so, try to sense the energy which the ancient runes are believed to transmit. When you feel a special, stronger, more powerful energy from a particular rune then gently pick it from your rune cloth and set it to one side.

There are several different methods with varying numbers of runes to be selected. However, I am going to explain two of the most popular which will prove useful for most occasions.

The One Rune Method

The One Rune Method is an easy and fast way to get simple guidance on most issues. Simply select one rune. This rune represents the answer to the question that has been asked.

Example:

A client asks: Is my marriage to Robert likely to be a happy one?

Rune selected: Gifu

Gifu has two important meanings. It can indicate that a gift is about to be received or given. It can also indicate that a beneficial partnership is about to be formed. This can either






be a partnership in business, or in life. In the context of this question it would tend to suggest that – yes – the marriage will be happy.

The Five Rune Method

The Five Rune Method is more complex than the One Rune Method and is ideally suited to giving a more in-depth fortune telling reading.

To operate the Five Rune Method simply select five runes from the rune cloth and then place them out in the following pattern in the order in which they were drawn. It is **very important** to maintain this order:



Now interpret each rune as follows:

- **Rune 1** - Indicates the past and what caused the client to come to be in their current position.
- **Rune 2** - Indicates the present. This highlights the problem or situation as it is now.
- **Rune 3** - Indicates the future. This is also known as the **result rune**. It indicates how the situation or problem is likely to develop, if no action is taken by the client. The outcome can be good, bad or neutral. Some rune readers like to read this rune last of all.
- **Rune 4** - Indicates the help the client is likely to receive from outside with their problem, usually help offered by other people.
- **Rune 5** - Indicates which aspects of the problem cannot be changed and must therefore be accepted as they are. This also implies that aspects of the problem not influenced by this rune can be changed by the involvement of the client.

As you are completing this procedure give your reading based on, in turn:

1. Your understanding of the problem or question as it has been explained to you.
2. On the individual meaning of each rune.
3. On the meanings of the runes as they interact and correspond with each other.

Finally note that with the Five Rune Method the outcome of this situation is likely to occur within the next three months or thereabouts.



The Meaning of the Runes

The following is a brief guide to the meaning of the runes. You can complement your knowledge with further reading and understanding of the subject. Some books for recommended reading are suggested later.

The meanings of the runes are:

Wryd

Is the blank rune. It stands for void and neutrality. Some interpret it as a doorway to another world or situation, as yet unknown.

Fehu



Stands for material possessions, especially for money and other worldly goods. It stands for hard work and achievement, and can also mean fulfilment.

Uruz



Stands for the male partner in any relationship. It also represents strength, strong emotions, and strong, natural powers of resistance.

Thurisaz



Is connected with protection and also with luck. To those who have been lucky recently it can also indicate that a run of good luck is about to end.

Ansuz



Stands for the spoken word. It is especially related to the taking of sound advice and the acquisition of wisdom. Some also relate it to examinations and tests.

Raidho



Stands for travel and journeys, usually for the purpose of enjoyment or holidays. It can also indicate a need for the client to move on, to leave

something behind or take a well deserved break.

Kenaz



Stands for strength, energy and power. It is also taken to represent fire.

Gifu



Has two important meanings. It can indicate that a gift is about to be received or given. It can also indicate that a beneficial partnership is about to be formed. This can either be a partnership in business, or in life.

Wunjo



Stands for joy and happiness, fortune and good luck. It indicates that your circumstances are about to change, and for the better. It can also indicate that good news should be expected.

Hagall



Stands for interruption, or a pause. The symbol often appears when new plans are about to be embarked upon. In this case, it can indicate that a problem may occur at the last minute, or that second thoughts should be given to the project before it is continued. It does not signify an end or failure.

Nied



Calls for patience. It calls for you to stand back, to await and to think. The solution to your problem will arrive naturally and forcing the situation may only result in failure.

Isa



Literally stands for 'ice'. In this respect it stands for a freezing of current plans – a situation should be put on hold until conditions are more favourable. In love, it recommends a cooling of the situation and waiting until the situation develops of its own accord.



Jera



Indicates harvest. It indicates that good seeds you have sown in the past are about to be harvested. It is also a symbol of truth and of justice, of fairness and of honour. It is especially associated with legal matters.

Eihwaz



Stands for targets, ambitions and goals. It normally indicates that you are capable of achieving your goals if you work hard, surely and steadily. Continue with your aims and let nothing stand in your way.

Perdhro



Is the rune of mystery and of magic. It stands for secrets, the occult and the covert. On a practical level it indicates that something which has remained unknown is about to be revealed. Or, alternatively, that you are being deceived and should aim to find the truth.

Eolh




Indicates that a positive influence is about to enter your life. It can augur for more favourable social, personal or business circumstances. It can indicate the arrival of a new romantic partner or business partner.

Sigel




Is the great rune of power and victory. It shows that you are about to win in a situation, particularly a dispute. It can also be associated with stress and over-effort and sends out the message to 'hold back – success is just around the corner'.

Tir



Indicates success in a competitive situation. It stands for the influence of fair play, and indicates that, by being honest and hard working, you are about to



win. Tir is particularly associated with exams, competitions and business projects.

Beorc



Is the rune of birth and of new beginnings, fresh life and a new start. It is also the rune of the family, and of children. It can also relate to the birth of new ideas rather than a physical birth.

Ehwaz



Stands for progress and development. However, it is a gradual progress, a steady transition rather than a complete change as such. It can suggest a gradual, physical journey leading to a change, perhaps a change of abode.

Mannaz



Is the rune of community and society. It stands for interdependence and relationships with people around you. It can also indicate over-dependence and unwanted ties and attachments.

Lagaz



This is the rune of intuitive knowledge and inside information. It urges the reader or their client to be guided by their own judgement, to go ahead with what they feel is right, since it almost certainly will be.

Ing



Indicates that a successful outcome is likely soon. It can indicate successful resolution of a problem or dispute, or the successful culmination of a project. It can also indicate relief.

Daeg



This rune stands for increase and growth, for multiplication and increase. It is often associated with prosperity.



Othel



Is a rune which indicates material possessions. It is associated not so much with money or prosperity, but with the things that money can buy, such as land, property, vehicles or investments.

Marketing Rune Reading Services

Rune reading is often regarded as one of the most mysterious and least understood of the mantic arts. In fact, as you have discovered, it is relatively easy to produce a simple and fascinating reading.

This is one method of fortune telling that is not widely available and so offers tremendous potential for growth in both the serious and the fun markets.

Rune reading can be offered as both a stand-alone service and combined with other mantic arts. It is ideal for personal readings, although both postal and telephone readings can be carried out as the selection of the runes relies on the energies received by the reader, not energies transmitted by the client.

When marketing rune reading remember that many people do not fully understand what rune reading involves. Take care, therefore, to explain what this art involves as well as promoting your service.

Exploit as many opportunities as possible for gaining favourable publicity from the press, TV and radio. Rune reading is also ideal for offering at shows or personal demonstrations for groups. This is a particularly good way of explaining to a wider audience what the fascinating art of rune reading involves and of gaining individual clients for your service.

Checklist

Key Points So Far:

- Runes comprise an ancient alphabet (the futhark).
- You need your own individual runes in order to become a rune reader.
- The rune reading rituals should be carefully followed at all times. This allows the subtle energies to be detected.
- Remember that many potential clients are new to the runes. Therefore the concept as well as the service of rune reading should be promoted.

I Ching

This is an ancient Chinese method of divination or fortune telling. In the Shang dynasty, shoulder blades of oxen and the bottom shells of tortoises



were inscribed and heated. A message was derived from the pattern of cracks formed across the inscription after heat was applied.

The founder of the Chou dynasty is said to have established the traditional patterns of lines and added the judgements of their significance. His son, the duke of Chou, is said to have composed the commentaries. The collected judgments are known as T'uan and the commentaries as Yao.

In the time of Confucius, additional texts, the Wings, were appended. The result was the text known as I Ching (Book of Changes). The meanings found in the Wings are sometimes attributed to scholars of the Han dynasty.

The Principle of Change



The basic principle behind the I Ching is simply that of change. **Change is the movement between the cosmic forces of yin and yang**, as represented by the divided and undivided lines of the traditional patterns.



 **Yang**
 **Yin**

When using the I Ching oracle, these lines are used to create Hexagrams which are figures made up of six lines.

Each line in a hexagram can be either Yang or Yin and the various combinations give rise to 64 different hexagrams. For the purposes of divination, each hexagram and every line in a hexagram has its own particular meaning.

Each hexagram is also composed of two Trigrams which are figures of three lines. For instance, three divided yin lines signify earth and three undivided yang lines signify heaven. **There are 8 possible Trigrams and this is how they are drawn and their meanings:**

 **Heaven (Force)**  **Thunder (Arousing)**

 **Water (Difficulty)**  **Mountain (Stopping)**



Earth (Yielding)



Wind (Entering)



Fire (Intelligence)



Lake (Openness)

The 64 hexagrams, therefore, represent all possible situations or changes in creation.

Examination of the hexagrams will furnish a description of the universe at that particular moment in its endless process of change and will provide hints of its future course of development.

The book is consulted **by casting lots six times** to determine the appropriate hexagram.

Consulting the I Ching consists of three main procedures:

- Deciding on a question.
- Consulting the I Ching.
- Interpreting the I Ching.

One - Formulating Your Question

I Ching operates by providing answers to questions. You will need to take some time before consulting the I Ching to sit down and decide questions which they wish to ask. **I Ching is capable of answering any question which is put to it.** The questions chosen, however, should be sensible and considered.

Imagine that you are consulting with a wise, older person whose judgement you value. You would not waste their time, nor ask frivolous questions. You would only ask serious questions, on issues which were of great concern to yourself. I Ching should be treated in a similar fashion.

You are not restricted to only 'yes' or 'no' answers as with some mantic arts. However, generally, the simpler your question the more accurate will be your answer.

Once you have formulated your questions, concentrate on them as you are consulting the I Ching, which will be considered next. Some people like to write the questions down, or say them out loud during the process. It is a matter of personal choice.



Two - Consulting the I Ching

By consulting the I Ching I mean throwing a series of lots that will produce the code from which we will read predictive messages.

There are several different methods of consulting the I Ching. Ancient and traditional methods involve using grains of rice or sticks of yarrow wood. These are both used today but are difficult for the novice to learn.

By far the simplest way to start is to use coins. You will need three coins – Chinese coins are ideal, but any coins with differing faces (eg. heads and tails) will suffice.

For the purposes of I Ching:

- The ‘heads’ side of the coin (the yang side, again reflecting Chinese philosophy) is said to have a value of 3.
- The ‘tails’ (or yin) side of the coin a value of 2.

Shake your three coins and throw them down when it feels right. Add the values of the coins. **This will be either, 6, 7, 8 or 9.** Repeat these process six times, until you have six numbers.

The next step is to convert each of these six numbers into a line. This will allow you to prepare a hexagram. **A hexagram is, in simple terms, a signpost to advice contained in the I Ching or Book of Changes.**

The lines for each number are:

If the number is a **9** it is so-called old yang, represented by a solid line.

If the number is **8** it is so-called young yin, represented by a broken line.

If the number is **7** it is so-called young yang, represented by a solid line.

If the number is **6** it is so-called old yin, represented by a broken line.

Draw up a series of six lines (starting from the bottom) as indicated by the numbers obtained from throwing the coins. This is the hexagram. This process will produce one of 64 unique hexagrams and this hexagram reveals the answer to your question.

Example of a Hexagram Lines

████████████████████	6
████████ ██████████	5
████████ ██████████	4
████████████████████	3
████████ ██████████	2
████████████████████	1

22: Adornment



Three - Interpreting the I Ching

Once you have drawn your hexagram you can refer to the answer it reveals in the Book of I Ching.

Here is the interpretation of the hexagram example:

This **hexagram is made up of Mountain (above) and Fire below.**

Additional trigrams made up of lines, 2, 3, 4 and 3, 4, 5 of a hexagram, are understood to form a **nuclear hexagram**. This gives further insight into the meaning of each hexagram.

The **nuclear hexagram** for the above example is **made up of Thunder (above) and Water (below).**

The function of the nuclear hexagram is to indicate the contrary or shadow qualities of the original hexagram. The shadow (nuclear hexagram) of 22 (Adornment) is 40 (Liberation).

Many hundreds of years of study have been devoted to the I Ching by Chinese scholars. By necessity, the interpretations of the I Ching I gave here can only be brief. Further study of the subject, using the resources I suggest, will allow you to give greater guidance and advice.

Marketing I Ching

I Ching is one of the more unusual mantic arts. It has a small but devoted following. If you decide to practice this art you should allow time to build up your service. It may take some time to build a clientele of your own. You may wish to offer another, more popular, fortune telling service in addition to I Ching. One of the advantages of I Ching, however, is that your clients will normally consult you on a regular basis.

I Ching is only suitable for offering on a person to person basis. Ample time should be allowed for a consultation. Consultations are normally comprehensive and detailed and fees for the lengthier ones can easily be £100 or more.

The target market for I Ching is most certainly those who take fortune telling very seriously. The fun market is less suitable. The best way to obtain clients is to advertise 'little and often' and allow plenty of time to build up your clientele.

Checklist

Key Points So Far:

- Throwing lots using coins is the most straightforward way of starting using I Ching, but not the traditional way.
- Constructing the hexagram is the key to the ancient wisdom contained within the Book of Changes.

- I Ching calls for care in marketing – time should be allowed to build up your service.

Pendulum Dowsing

Pendulum dowsing involves using a pendulum in order to discover the answers to questions which are of great importance and value to your client.

It is important to note that it is not the pendulum itself that tells fortunes or predicts the future. To suggest this would be to suggest that dowsing involves some sinister or occult forces, which it does not.

The pendulum is merely a way of harnessing and revealing the subtle energies that exist in the world around us. In other words, it is simply a way of interpreting information that clearly exists but which human beings are unable to interpret with our own rather limited senses.

Ancient Mantic Art

Pendulum dowsing is an ancient mantic art indeed. In 1949 cave paintings depicting pendulum dowzers were discovered in the Caves of Tassili in the Atlas Mountains of Morocco. Later, advanced carbon dating procedures proved that these paintings, and hence presumably dowsing itself, to be at least 8,000 years old! There is also evidence that the Egyptians, Hebrews, Scythians, Persians, Medes, Etruscans, Druids, Greeks, Romans, Hindus, Chinese, Polynesians, Peruvians and American Indians used dowsing.

Pendulum dowsing is also known as **radiesthesia**.

Pendulum dowsing for predictive purposes is closely connected with rod dowsing for water, a long accepted practice which has been used for centuries and which is still in daily use today. The principles of both are similar in that they are both a method of harnessing the tiny forces that are otherwise undetectable by human beings.

How to Begin Pendulum Dowsing

Before you can begin pendulum dowsing you will need a pendulum of your own. These can be either bought from a fortune telling supplier or made yourself.

A pendulum used for dowsing should not generally be made of metal as this can be over-sensitive to certain conditions. For example, copper pendulums





are extremely sensitive to electrical force fields as might be given off by electrical appliances or household wiring.

Good materials for your pendulum include beechwood, ivory, marble, rock crystal, lead crystal, jade, amethyst, lapis lingua, chrysocollo and bone. If metals are used then gold or silver are preferable as these are least sensitive to undesirable interference.

Suspend your pendulum on a thread. No particular type of thread is recommended, so long as it allows the pendulum to move freely – cotton or wool are both ideal. Wire is unsuitable. There is no fixed length for the thread and it should be as long or as short as is comfortable. Most people find that 4–6 inches is ideal.

Although a good quality, expensive pendulum made from a polished gemstone will impress your clients it will make no difference to the end reading. A simple pendulum made from a button and a loop of cotton will produce much the same readings.

Before moving on to using your pendulum in fortune telling you must take some time to become used to your pendulum and pendular motion:

- Practice with your pendulum. Get the weight and length right. There is no right or wrong. Simply go for what you feel comfortable with and, if necessary, adjust either or both.
- Use a practice board. Take a piece of card approximately 18" x 18" and mark on it a vertical arrow, a horizontal arrow and two circles, one marked clockwise and the other marked anti-clockwise.
- Hold the pendulum over each symbol in turn. Initially hold it completely still. Focus your mind on the symbol. Gradually, the pendulum will start to move in the direction indicated by the diagram. If not, practice, practice and practice again until it does. You may need to take some time depending on how sensitive or insensitive you are to the natural forces, but it will happen in time.

You are now ready to begin pendulum dowsing. When doing this, always follow the following guidelines:

- Pendulum dowsing operates on a questions-and-answers system. You must first devise a question or questions in consultation with your client. These questions can be of any type but they must have 'yes' or 'no' answers.
- When dowsing, the room should be quiet and your mind should be in a relaxed state.
- Sit on a comfortable chair, at a desk or table with your feet firmly apart. Hold the pendulum in the hand you normally use for writing. Do not cross your hands or legs since this is believed to 'short circuit' the minute energies.



- Stay as far away as possible from electrical appliances and electrical wiring. It may be impossible to avoid them completely but don't, for example, sit at a desk on which there is a computer or with a light fitting directly above.
- To answer any question simply hold the pendulum above the table while concentrating on the question. Read it out aloud if you wish, and then concentrate on it completely.
- Clockwise rotation of the pendulum means 'yes' whilst anti-clockwise rotation of the pendulum means 'no'. This is a fixed method which you cannot change.
- Continue until the client has received answers to all their questions.
- If the pendulum moves erratically then this is an indication that something is wrong. Either you are not concentrating on the question sufficiently, or there is undue interference in the room. Try rephrasing the questions. If you still cannot obtain clear answers it may be better to postpone the session.

Marketing Pendulum Dowsing

The advantage of marketing pendulum dowsing is that there is very little competition and you are unlikely to find many other pendulum dowzers in your area. It is, however, a simple concept and one that is very easy to market.

The best way of marketing pendulum dowsing is as an in-person service where you meet with your clients, discuss their question, and then dowse with your pendulum to establish the answers.

Some pendulum dowzers claim that it is possible to offer a postal or pendulum dowsing service. However, this is open to dispute. Certainly in the case of a telephone reading it is likely that the electrical impulses will interfere with the movement of the pendulum.

Gain custom for your services by direct advertising and also by obtaining press, TV and radio coverage for your art. Offer to be a 'guest expert'. The service can also be very successfully promoted at fortune telling and psychic fairs.

Pendulum dowsing charges range between £30 and £50 per session, although exactly what you charge will depend on the number of questions and their complexity.

Checklist

Key Points So Far:

- A pendulum has no magical properties of its own. It simply harnesses minute natural forces that are otherwise undetectable.



- Take time to practice with your pendulum until you become comfortable with it. Change or adapt your pendulum if necessary.
- When dowsing, always ask only questions to which there is a 'yes' or 'no' answer.

Recommended Reading

I hope you have enjoyed studying these extra mantic arts and discovering the additional possibilities that are open to the professional fortune teller. As coverage of each art is, by necessity, brief in this lesson you may like to further your knowledge of each subject by reading some of the books in my recommended reading list:

Tasseography

- How To Use Unusual Methods by Mary Anderson (Aquarian Press).

Runes

- Runes For Beginners (Hodder & Stoughton).
- The Runes by Michael Howard (Aquarian Press).
- The Runic Workbook, Understanding & Using The Power Of Runes by Tony Willis (Aquarian Press).

I Ching

- I Ching For Beginners by Kristyna Arcarti (Hodder & Stoughton).
- Chinese Beliefs and Superstitions by Evelyn Lip (Graham Brash – Singapore).
- The Fortune Teller's I Ching by Martin Palmer, Kwok Man Ho and Joanne O'Brien (Rider).

Pendulum Dowsing

- Dowsing For Beginners (Hodder & Stoughton).
- Modern Dowsing by Raymond C. Willey (Esoteric Publications).
- Pendulum Power by Greg Nielsen and Joseph Polansky (distributed by Deep Books Ltd).

Extra Help - Tasseography

A tasseographer is also known as:

Another name for tasseographer is a tea cup reader, also known as a seer.

The area of a client's life represented by the opposite side of the teacup is:

The opposite side represents travel, events away from home, and strangers.



Explanation of what is indicated by rings:

Small rings mean business offers. Large rings indicate offers of marriage. Whatever their size, rings indicate that the client is about to be asked some kind of important question.

Extra Help - Runes

The origin of runes is:

Runes are characters from an ancient alphabet used by Germanic peoples for hundreds of years.

The futhark is:

The futhark is simply the runic alphabet.

Explanation in the Five Rune Method of what is indicated by each of the runes numbered one, two, three, four and five:

Rune 1: Indicates the past and what caused the client to come to be in their current position. Rune 2: Indicates the present. This highlights the problem or situation as it is now. Rune 3: Indicates the future. This is also known as the result rune. It indicates how the situation or problem is likely to develop, if no action is taken by the client. The outcome can be good, bad or neutral. Rune 4: Indicates the help the client is likely to receive from outside with their problem, usually help offered by other people. Rune 5: Indicates which aspects of the problem cannot be changed and must therefore be accepted as they are. This also infers that aspects of the problem not influenced by this rune can be changed by the involvement of the client.

Extra Help - I Ching

Who established the traditional pattern of lines used in I Ching:

The founder of the Chou dynasty is said to have established the traditional patterns of lines and added the judgements of their significance.

What a hexagram is and what it represents:

A hexagram is a pattern of six lines which represents appropriate advice in the I Ching or Book of Changes.

How many hexagrams are used in I Ching:


Sixty four.

Extra Help - Pendulum Dowsing

The reason metal is generally less suitable as a material from which to make a pendulum:

Metal is over-sensitive to certain conditions. For example, copper pendulums are extremely sensitive to electrical force fields, as might be given off by electrical appliances or household wiring.

Explanation of how the pendulum indicates 'yes' as the answer to a question, and how it indicates 'no':



Clockwise rotation of the pendulum means ‘yes’ while anti-clockwise rotation of the pendulum means ‘no’.

When it comes to marketing the advantage of pendulum dowsing is:

The advantage of marketing pendulum dowsing is that there is very little competition and you are unlikely to find many other pendulum dowzers in your area.

Conclusion for This Lesson

Congratulations! You now have a basic knowledge of four complementary mantic arts – Tasseography, Rune Reading, I Ching and Pendulum Dowsing.

The really exciting news is that all of this knowledge takes you a step nearer towards becoming a serious player in this billion pound business.

If you want more leisure time and a lifestyle where you call the shots, all you have to do is simply study each of the lessons and set about establishing your own fortune telling business.

Have fun and I look forward to joining you for the last lesson, when I continue to explain how to join this fascinating and lucrative world!

Sarah Rhinegold